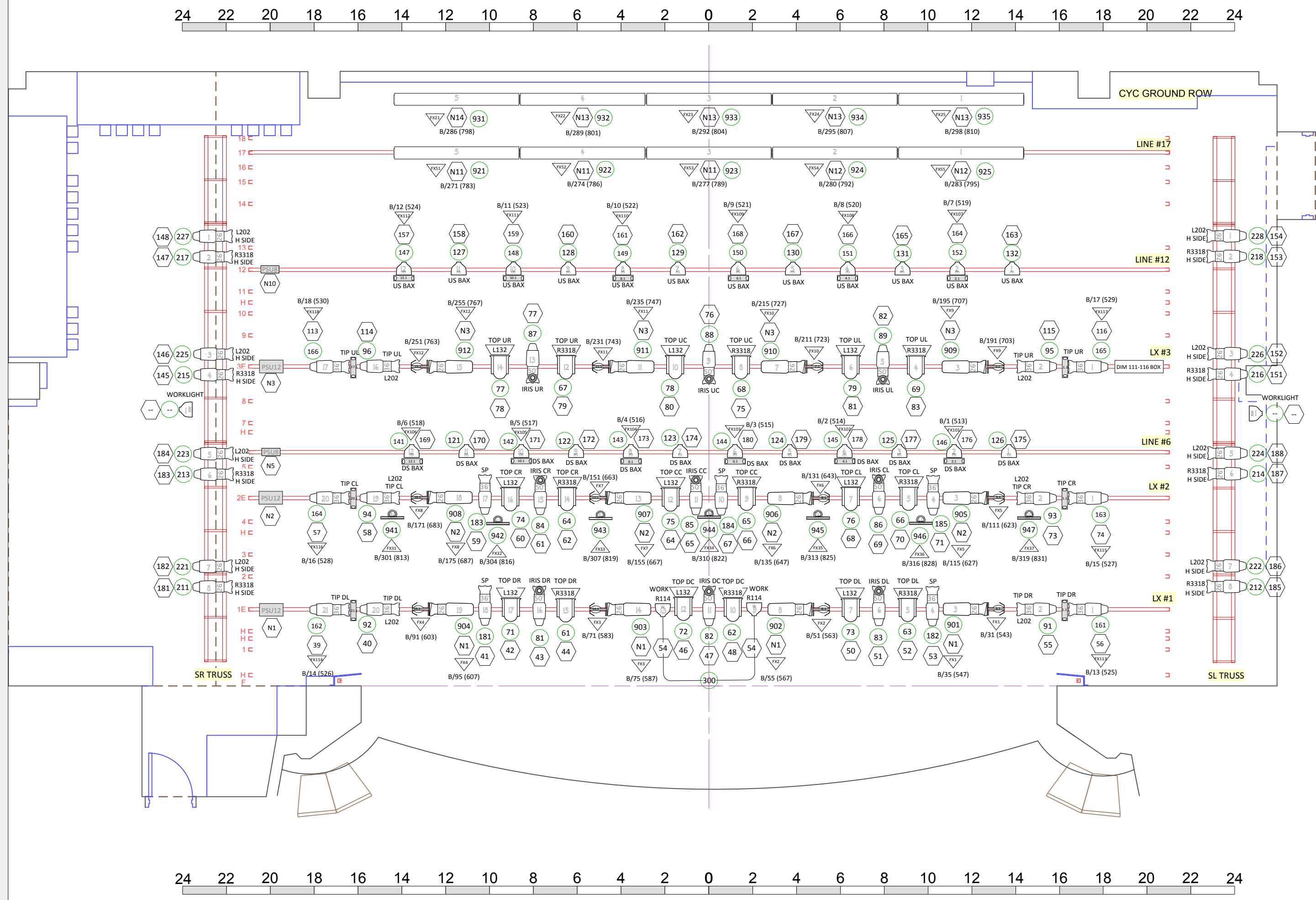


**LED GROUND ROW**

THE LED UNITS WHEN NOT IN USE ARE EITHER STORED AGAINST THE BACK WALL OR DOWNSTAIRS. THEY MAY NOT BE SETUP, READY TO GO FOR EVERY SHOW.

# Symbol Key

- Light**
- Colorblast 12 @ 50w 15 / 10
  - Colorblaze 72 @ 420w 10 / 10
  - Selecon 7" @ 1kw 18 / 24
  - ETC Source 4 10° @ 575w 20 / 20
  - ETC Source 4 19° @ 575w 26 / 30
  - ETC Source 4 26° @ 575w 16 / 34
  - ETC Source 4 36° @ 575w 23 / 42
  - ETC Source 4 50° @ 575w 17 / 18
  - Source 4 LUSTR+ LED 26° @ 117w 12 / 12
  - ETC Source 4 PAR (MFL) @ 575w 24 / 38
  - ETC Source 4 PAR (WFL) @ 575w 2 / 2
  - ETC Source 4 PAR (XWFL) @ 750w 2 / 2
  - Robert Juliat Foxie @ 700w 2 / 2
- Moving Light**
- Rosco I-Cue 12 / 12
  - Chroma-Q3 22 / 22
- Power**
- PSU-08 3 / 7
  - PSU-12 3 / 4



## SCROLLER STRING

FRAME	COLOUR	CODE	STOP %
1	R00	NC	0%
2	R64	ST	7%
3	R08	AM	12%
4	R34	LP	20%
5	R51	LV	25%
6	R17	AM	32%
7	R44	PK	38%
8	R57	LV	46%
9	R80	BL	51%
10	R95	GR	58%
11	R358	LV	65%
12	R83	DB	71%
13	R26	RD	78%
14	R39	MA	86%
15	R19	OR	91%
16	R310	YL	99%

**RE: MOVING LIGHTS:**

FIXTURES THAT HAVE A S4 LUSTR LED AND MIRROR ATTACHED SHOULD NOT BE MOVED/SPLIT; THEY ARE CONSIDERED ONE FIXTURE. THE ENTIRE UNIT MAY BE RELOCATED IF APPROVED IN ADVANCE BY THE TD.

**FLY LAYOUT NOTE:**

EXCEPT FOR ELECTRICS, CURRENT LOCATION OF SOFT GOODS MAY NOT BE 100% ACCURATE. PLEASE CHECK WITH TD TO CONFIRM CURRENT HANGING LOCATIONS.

**SIDE TRUSS:**

THE SIDE TRUSS IS FOR SIDE LIGHTING, SIDE LIGHTING PIPES, AND GERMAN MASKING. SIDE LIGHTING PIPES ARE NOT PERMITTED TO BE HUNG OFF THE STAGE ELECTRICS. ALL MUST BE RIGGED FROM THE TRUSS.

**LIGHTING HOUSE HANG 2014**

**MCPHERSON PLAYHOUSE - STAGE**

190 DIMMERS

12 HOUSELIGHT DIMMERS

LX PLOT: A. WILKINSON

DIRECTOR:

VENUE CAD: T. HEEMSKERK

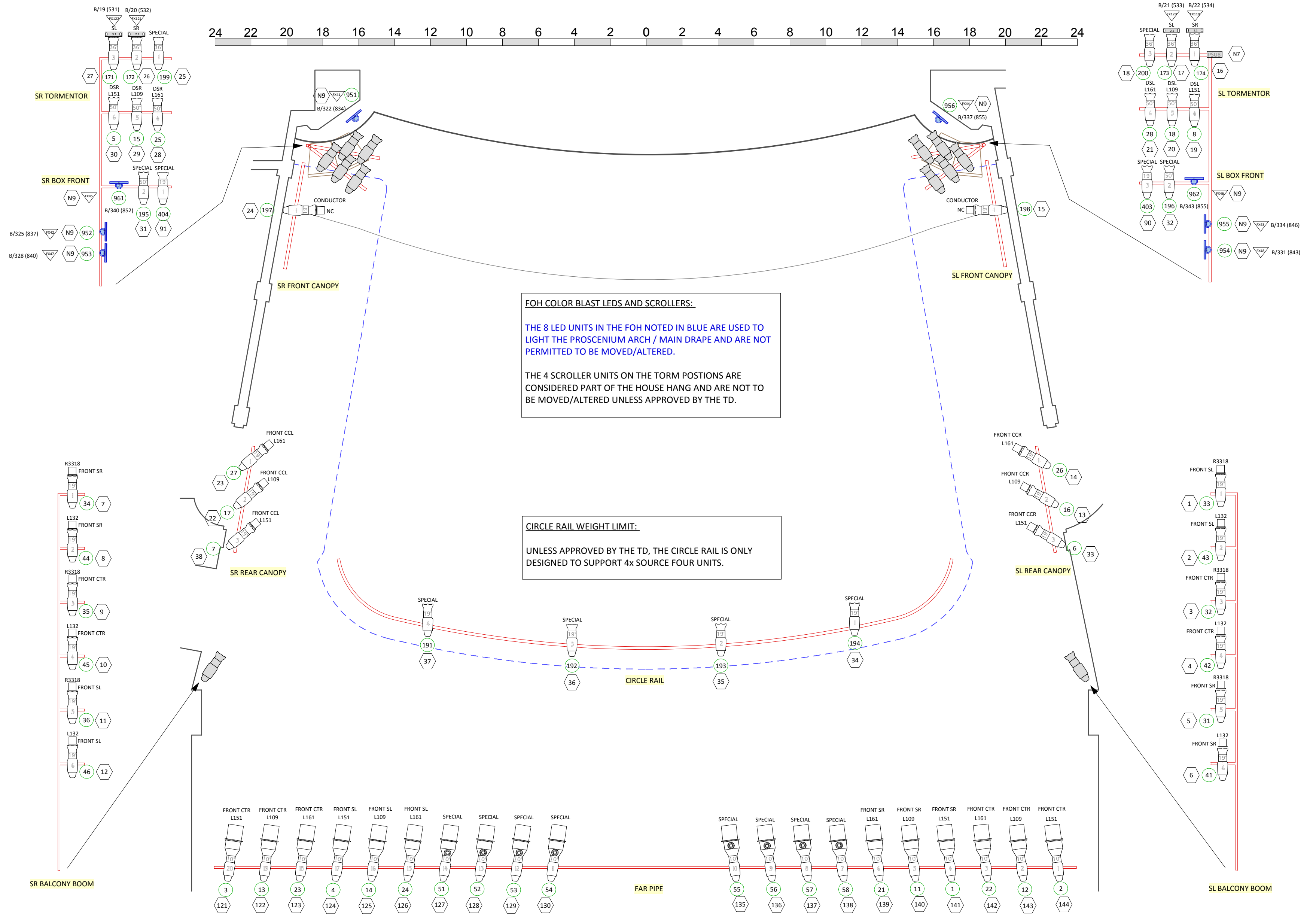
DRAWN BY: B. KEITH

DATE: AUG. 26, 2014

SCALE: 1/4" = 1'-0"

1 OF 2

REVISION:



**FOH COLOR BLAST LEDS AND SCROLLERS:**

THE 8 LED UNITS IN THE FOH NOTED IN BLUE ARE USED TO LIGHT THE PROSCENIUM ARCH / MAIN DRAPE AND ARE NOT PERMITTED TO BE MOVED/ALTERED.

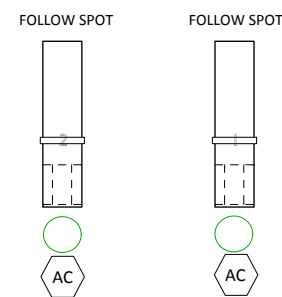
THE 4 SCROLLER UNITS ON THE TORM POSITIONS ARE CONSIDERED PART OF THE HOUSE HANG AND ARE NOT TO BE MOVED/ALTERED UNLESS APPROVED BY THE TD.

**CIRCLE RAIL WEIGHT LIMIT:**

UNLESS APPROVED BY THE TD, THE CIRCLE RAIL IS ONLY DESIGNED TO SUPPORT 4x SOURCE FOUR UNITS.

**SCROLLER STRING**

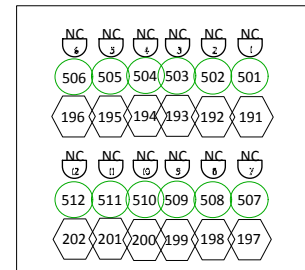
FRAME	COLOUR	CODE	STOP %
1	R00	NC	0%
2	R64	ST	7%
3	R08	AM	12%
4	R34	LP	20%
5	R51	LV	25%
6	R17	AM	32%
7	R44	PK	38%
8	R57	LV	46%
9	R80	BL	51%
10	R95	GR	58%
11	R358	LV	65%
12	R83	DB	71%
13	R26	RD	78%
14	R39	MA	86%
15	R19	OR	91%
16	R310	YL	99%



**PLEASE NOTE:**

THE LOCATION OF THE FAR PIPE POSITION HAS BEEN CHEATED CLOSER TO THE STAGE FOR THIS DRAWING. TO VIEW THE ACTUAL PLACEMENT, PLEASE USE THE PLAN AND SECTION DRAWINGS FOUND ON THE WEBSITE.

**HOUSELIGHTS**



HOUSELIGHTS CAN BE PATCHED TO THE CONSOLE OR CAN BE RUN FROM THE ETC UNISON HOUSELIGHT CONTROLLER



**LIGHTING HOUSE HANG 2014**

**MCPHERSON PLAYHOUSE - FOH**

190 DIMMERS

12 HOUSELIGHT DIMMERS

LX PLOT: A. WILKINSON

DIRECTOR:

VENUE CAD: T. HEEMSKERK

DRAWN BY: B. KEITH

DATE: AUG. 26, 2014

SCALE: 1/4" = 1'-0"

2 OF 2

REVISION: